

Installation Instructions

Wireless Motion Sensor LED Mini Stick Anywhere Light MB700

Thank you for purchasing the Mr. Beams™ Mini Stick Anywhere Light. We are committed to eliminating darkness using the latest in Light-Emitting Diodes (LEDs). LEDs are the most efficient and durable light sources available. We are certain that your light will contribute to a safer environment and provide light where you need it at a very reasonable cost.

What is included per light:

- Wireless LED Mini Stick Anywhere Light
- 2 Screws & Double Sided Tape
- Mounting Bracket

What you need to install:

- 1 Small Screwdriver
- 4 AAA-Cell Alkaline Batteries (per light)

Stick Anywhere Light Features:

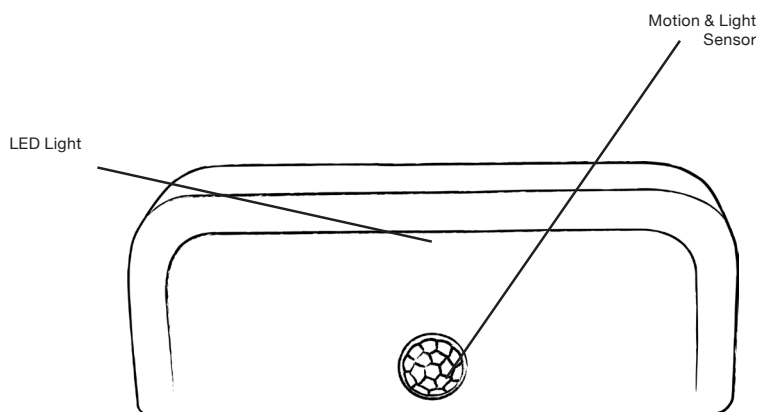
Motion/Light Sensor: Light instantly turns on when it detects motion from up to 15 feet away. The light sensor conserves battery life by preventing the light from activating in daylight.

Auto Shut-off: Stick Anywhere Light shuts off automatically after 20 seconds if no motion is detected.

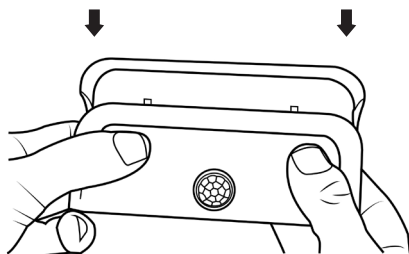
Bright LED: 15 Lumens covers up to 10 sq ft.

Tips:

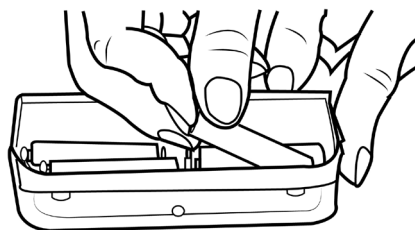
- Use only new alkaline AAA-Cell batteries with 1.5V rating.
- Do not mix old and new batteries. If batteries are not new, it may cause the light to malfunction.
- Install batteries with polarity in correct position.
- Light may activate when batteries are inserted. Simply take light into a dark room. Allow batteries to settle, then test activation.
- **If your light will not turn off, it means that it is time to replace the batteries.**



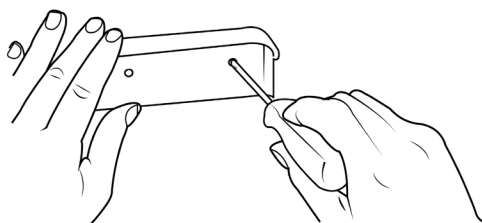
NOTE: Light sensor only allows light to activate in darkness. We recommend you test in a dark room or closet.



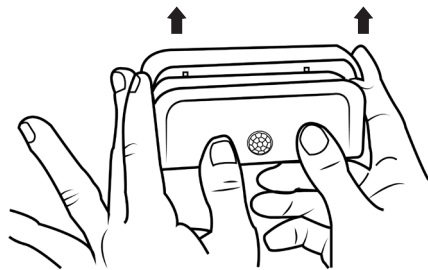
1. Remove mounting bracket from back of light by sliding face of light down.



2. Insert 4 Fresh AAA alkaline batteries.



3. Install back of unit by screwing mounting bracket to desired location.



4. To finish installing light, slide face of light into mounted bracket.

Battery Caution:

- 1) Do not mix old and new batteries
- 2) Do not mix Alkaline, Standard (Carbon-Zinc) or Rechargeable (Nickel Cadmium) or (Nickel Metal Hydride) batteries
- 3) Do not dispose of batteries in fire
- 4) Batteries should be recycled or disposed of as per state and local guidelines

MR BEAMS™
Surprisingly **Bright** Light Anywhere
www.mrbeams.com



* Visit our website to view installation video.
* 1 year limited warranty. Visit site for details.

32333 Aurora Rd. Suite 100 Solon, OH 44139
877.298.9082